


Private Real Estate

Private real estate funds invest directly in real estate properties ranging from warehouses to apartments.



Need to Know

01 Large Market Opportunity

Commercial real estate is the **third-largest** asset class after equities and fixed income. Yet **individual investors** on average **have a negligible allocation**¹ in their portfolios, significantly lower than institutional investors.²

02 Attractive Risk-Return Profile

Private real estate can drive meaningful income **generation and capital appreciation** and can also offer a hedge against inflation³ as well as low correlation to stocks and bonds.⁴

03 Where You Invest Matters

Sector and manager selection are critical. To benefit from private real estate's opportunities, important considerations include **asset quality** and **growth potential**.

Understanding Private Real Estate

Private real estate focuses on commercial, income-generating properties across a wide range of assets from warehouses and multifamily housing to office, hotel and retail. It excludes the for-sale residential market of both new and existing homes.

With more than 90% of commercial real estate privately owned,⁵ the private opportunity set is several multiples the size of publicly traded real estate. (Exhibit 1)

Yet individual investors on average hold considerably less than 3% of commercial real estate in their portfolios — due in part to a historic lack of access and a need to better understand where to invest. This underallocation by individual vs. institutional investors is now changing.⁶

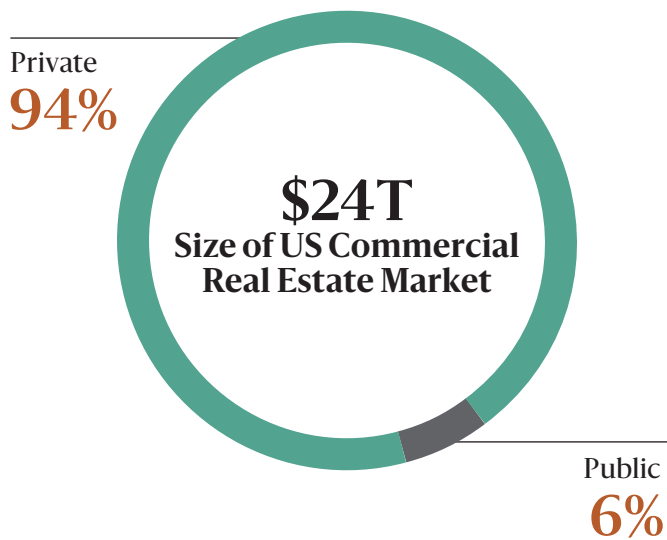


Past performance does not predict future returns. Represents Blackstone's view of the current market environment as of the date appearing in this material only. The property value of private real estate may fluctuate. Any investment involves a high degree of risk and should only be made if an investor can afford the loss of the entire investment. There can be no assurance that any Blackstone fund or investment will be able to effectively hedge inflation, implement its investment strategy, achieve its investment objectives or avoid substantial losses. Private real estate is represented by the NFI-ODCE and reflects total returns excluding management and advisory fees. See "Index Definitions" and "Important Disclosure Information" including "Trends."

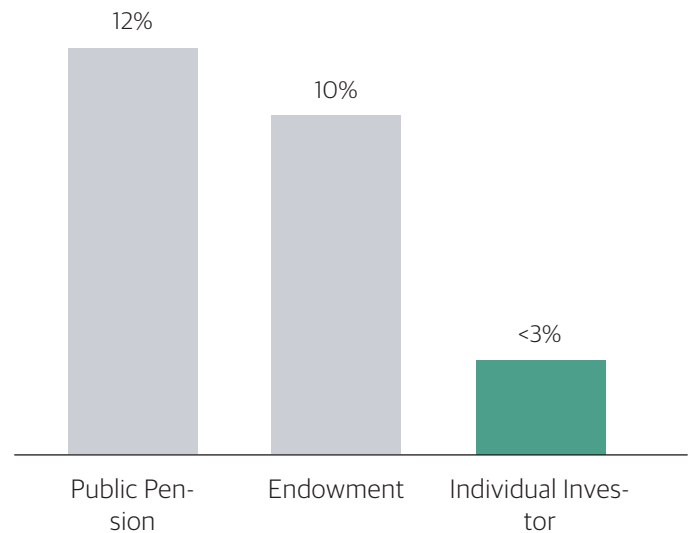
1. The "Individual Investor" figure reflects Bain & Company data as of December 31, 2022, latest available and includes all alternatives, of which real estate is just one component.
2. "Institutional investors" reflect Hodes Weill & Associates and Cornell Baker Program in Real Estate data as of December 31, 2023.
3. Private real estate has historically outpaced inflation during inflationary periods. See Exhibit 2.
4. Private real estate's returns are largely uncorrelated to that of global equities, global investment grade bonds, and global public REITs. See exhibit 3.
5. Federal Reserve, as of June 30, 2023. Represents the U.S. commercial real estate market. "Public" is the aggregate of all public REITs that are tracked by the NAREIT Total Industry Tracker excluding Timber, Telecommunications, and Specialty sectors as of June 30, 2023.
6. "State of the Market: Non-Traded REITs and BDCs" (July 2022), UMB Fund Services.

EXHIBIT 1: Private Real Estate vs. Public REITs

Private Market Much Larger Than Public Market

US Commercial Real Estate⁷

Individual Investors Are Significantly Underallocated

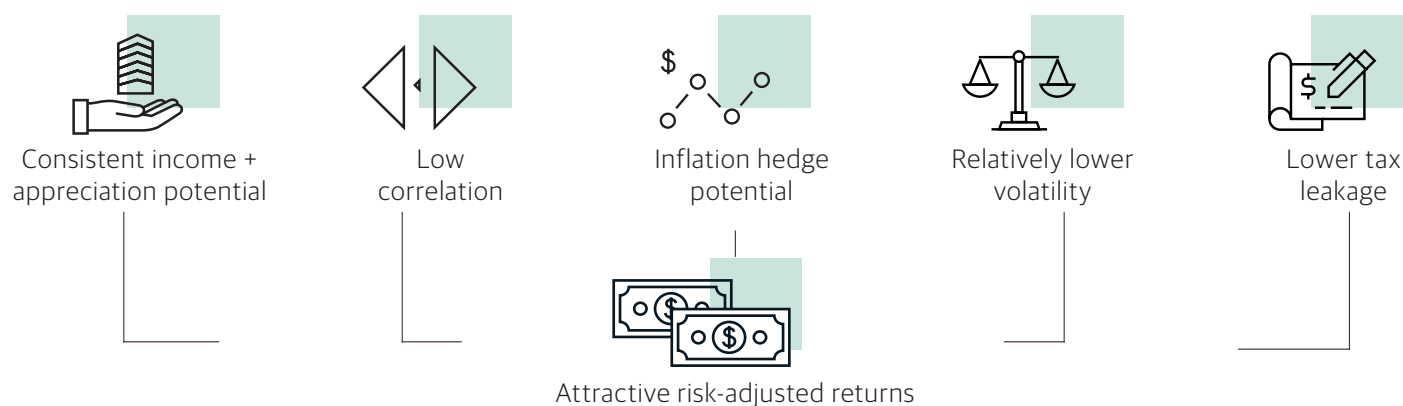
Average Allocation to US Commercial Real Estate⁸

7. Federal Reserve, as of June 30, 2023. Represents the US commercial real estate market.

8. "Public Pension" and "Endowment" reflect Hodes Weill & Associates and Cornell Baker Program in Real Estate data as of December 31, 2023. "Individual Investor" reflects Bain & Company data as of December 31, 2022, latest available and includes all alternatives, of which real estate is just one component.

Why Private Real Estate?

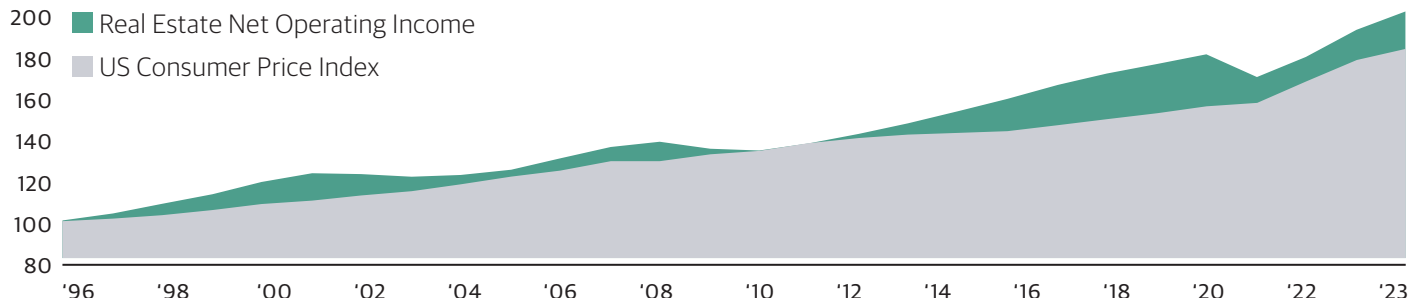
For decades, individual investors have accessed income-producing real estate through public REITs, yet private real estate has historically had a more attractive risk-return profile (Exhibit 4), with portfolio diversification benefits such as low correlation to stocks and bonds (Exhibit 3). Key potential benefits include:



Private real estate can be a steady source of income for investors, providing a +4% annual yield for 16 out of the last 20 years.⁹ Additionally, private real estate's income has generally outpaced inflation (Exhibit 2). Given these characteristics, private real estate can help investors create a more efficient, albeit less liquid, portfolio than a traditional 60/40 equity-bond allocation.

EXHIBIT 2: US Private Real Estate Income Has Generally Outpaced Inflation¹⁰

Indexed, 1996 = 100



Past performance does not predict future returns. Represents Blackstone's view of the current market environment as of the date appearing in this material only. The property value of private real estate may fluctuate. Any investment involves a high degree of risk and should only be made if an investor can afford the loss of the entire investment. There can be no assurance that any Blackstone fund or investment will be able to effectively hedge inflation, implement its investment strategy, achieve its investment objectives or avoid substantial losses. Private real estate is represented by the NFI-ODCE and reflects total returns excluding management and advisory fees. It is not possible to invest in an index. See "Index Definitions" and "Important Disclosure Information" including "Trends". There is no assurance that any Blackstone fund or strategy will effectively hedge inflation. NCREIF, 20-year period ending December 31, 2023. Reflects the NFI-ODCE Index. Represents Blackstone's view of the current market environment as of the date appearing in this material only. Past performance does not predict future returns. See "Important Disclosure Information-Trends". There can be no assurance that any Blackstone fund or investment will be able to implement its investment strategy, achieve its investment objectives or avoid substantial losses. There can be no assurance that the trends described herein will continue or not reverse. Performance data shown represents the performance of an index and not that of the Strategy. The Strategy distributions are not guaranteed and may be funded from sources other than cash flow from operations, including borrowings, offering proceeds, the sale of the Strategy assets and repayments of the Strategy real estate debt investments. The Strategy has no limits on the amounts it may fund from such sources. NFI-ODCE quotes returns including leverage and fund expenses but excluding management and advisory fees. Returns net of management and advisory fees would be materially lower. It is not possible to invest in an index.

9. Net operating income ("NOI") reflects Green Street Advisors data, as of December 31, 2023. 2023 NOI growth represents year-end estimate as of April 02, 2024. U.S. CPI reflects Bureau of Labor Statistics data, as of December 31, 2023. NOI growth represents the average NOI growth by year across the equal-weighted average of the asset-weighted average of the multifamily, industrial, mall, office and shopping center sectors. Multifamily refers to apartment; shopping center refers to strip retail. The Consumer Price Index (CPI) measures changes in the prices paid by urban consumers for a representative basket of goods and services. NOI may not be correlated to or continue to keep pace with inflation. See "Important Disclosure Information-Trends".

EXHIBIT 3: Diversifying with Private Real Estate¹¹


Last 20 years (2004-2023)

Asset Class	US Private Real Estate	Global Equities	Global Investment Grade Bonds	Global Public REITs
Global Equities	0.0	1.0		
Global Investment Grade Bonds	-0.2	0.4	1.0	
Global Public REITs	0.2	0.8	0.4	1.0

Private real estate has historically been characterized as having relatively **attractive returns while exhibiting significantly lower volatility** than publicly traded REITs or equities.

EXHIBIT 4: Attractive Historical Risk-Return Profile¹²

Last 20 Years (2004-2023), Annualized



10. **Past performance does not predict future returns.** Morningstar Direct, Bloomberg, NCREIF, 20-year period ending December 31, 2023. Represents Blackstone's view of the current market environment as of the date appearing in this material only. Diversification does not assure a profit or protect against a loss in a declining market. Indices are meant to illustrate general market performance. Comparisons shown are for informational purposes only, do not represent specific investments and are not a portfolio allocation recommendation. Correlation measures how one investment performs in relation to another, with a coefficient of +1 being a perfect, positive correlation and a coefficient of -1 being a perfect, negative correlation. When two asset classes have a correlation of +1, they will both move up or down by the same amount in the same direction. Conversely, a correlation of -1 indicates that when one asset class moves up or down, the other moves in the opposite direction by the same amount. In general, asset classes with a correlation of less than 0.70 or greater than -0.70 are considered to have relatively low correlation. Private Real Estate is represented by the NFI-ODCE Index. Global Equities are represented by the MSCI ACWI Index, including dividends. Global Investment Grade Bonds are represented by the Bloomberg Global Aggregate Bond Index. Global Public REITs are represented by the MSCI World Real Estate Index. See "Index Definitions" and "Important Disclosure Information-Trends".

11. **Past performance does not predict future returns.** Morningstar Direct, Bloomberg, NCREIF, as of December 31, 2023. Represents Blackstone's view of the current market environment as of the date appearing in this material only. There can be no assurance that any Blackstone fund or investment will be able to implement its investment strategy, achieve its investment objectives or avoid substantial losses. Indices are meant to illustrate general market performance. Comparisons shown are for informational purposes only, do not represent specific investments and are not a portfolio allocation recommendation. An investment in a yield-oriented US Core+ Strategy for Income-focused individual investors (the "Strategy") has material differences from a direct investment in real estate, including related to fees and expenses, liquidity and tax treatment. The Strategy's share price is subject to less volatility because its per share NAV is based on the value of real estate assets it owns (which may fluctuate and may be worth less than initial price) and is not subject to market pricing forces as is the price of the indices presented. The Strategy shares are significantly less liquid than public REITs and may fluctuate. US Private Real Estate is represented by the NFI-ODCE and reflects total returns

Where You Invest Matters

When investing in private real estate, selecting the right sectors, markets and assets can be critical to generating strong performance. It is important to focus on high-quality assets with outsized growth potential driven by long-term, secular tailwinds.

This means identifying and concentrating capital around major trends, such as the rise of e-commerce,¹³ a structural under-supply in housing, or the growth in cloud computing and artificial intelligence. (See QTS Case Study)

Manager selection is also critical to success. Blackstone is the world’s largest owner of commercial real estate with a 30+ year track record, serving individual and institutional investors alike.¹⁴



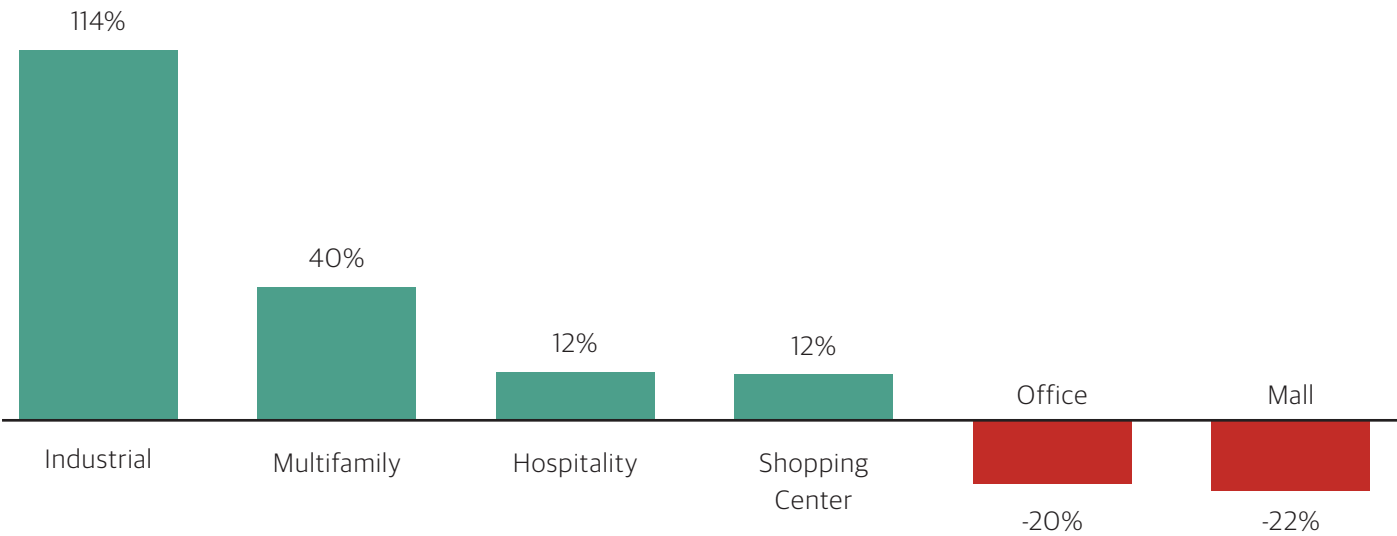
“Not all real estate is created equal. Where you invest matters – if you invest in the right sectors even in a more challenging rate environment, you can have a differentiated outcome.”

Jon Gray, President and Chief Operating Officer of Blackstone

EXHIBIT 5: Not All Real Estate Is Created Equal¹⁵

Cumulative Performance

US Sectors - 2008-2023



Note: **Past performance does not predict future returns.**

excluding management and advisory fees. Global Public REITs are represented by the MSCI World Real Estate Index. US Equities are represented by the S&P 500 Index, including dividends. Global Equities are represented by the MSCI ACWI Index. US Investment Grade Bonds are represented by the Bloomberg U.S. Aggregate Bond Index. Global Investment Grade Bonds are represented by the Bloomberg Global Aggregate Bond Index. See "Index Definitions" and "Important Disclosure Information-Trends".

12. U.S. Census Bureau, as of December 31, 2023. E-commerce growth represented by the increase in e-commerce sales from the year ended December 31, 2015 to the trailing one-year period ended December 31, 2023.

13. World’s largest owner of commercial real estate based on estimated market value per Real Capital Analytics as of March 31, 2024.

14. Green Street Advisors, as of December 31, 2023. Based on the Green Street Commercial Property Price Index, which captures the prices at which U.S. commercial real estate transactions are currently being negotiated and contracted. Reflects percent change by property sector from January 1, 2008 to December 31, 2023. Shopping center refers to strip centers, and hospitality refers to lodging.

15. International Data Corporation (IDC), as of December 31, 2021. 2021-2024 represent year-end estimates.

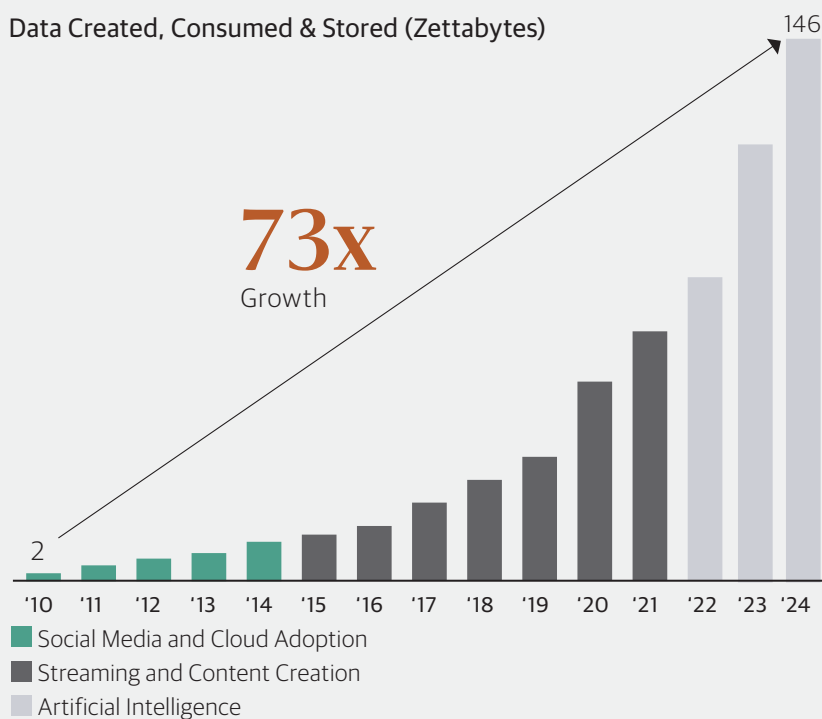
Unlocking Value through Private Market Ownership

Private real estate managers may have greater flexibility than public REITs to invest in areas of highest conviction and execute on complex transactions given they are less subject to public market forces. Managers in private markets can more easily drive long-term value-creation opportunities, whereas public market participants may face pressure to achieve predictable quarterly earnings.

Explosive Growth in Data

EXHIBIT 6: Capitalizing on Surging Growth in Data Creation

Data Created, Consumed & Stored (Zettabytes)



The privatization of QTS Realty Trust, a ≈\$10B public REIT, exemplifies Blackstone's commitment to high-conviction thematic investing, capitalizing on long-term trends in data growth (Exhibit 6). In fact, more data was created in the last 3 years (2021-2024) than all of history combined.¹⁶

Just as e-commerce drove demand for warehouses, cloud computing, content creation and now artificial intelligence are driving the surge in data creation and consumption. Blackstone views the rise of artificial intelligence as a once-in-a-generation engine for future growth in data centers and is committed to unlocking the full power of QTS' platform through private ownership.



16. Please note that the Fund Manager may have the discretion to amend / suspend unit repurchases if such action is deemed in the best interest of shareholders.

Accessing Private Real Estate Today

Investors can access commercial real estate by either acquiring properties **directly** or by committing capital to a **public or private real estate vehicle**, which allows an investor to benefit from a diversified portfolio of assets and professional management. A variety of investment strategies span the risk-return spectrum (Exhibit 7). One of the most popular is Core+, where a property provides stabilized income and has the potential for value appreciation through modest asset transformation.

Blackstone has reimagined access to such strategies by offering semiliquid private market funds. These funds are generally open-ended, meaning investors can subscribe and redeem at regular intervals, subject to restrictions in the fund's documentation.¹⁷

Through private perpetual funds, individual investors can access long-term investments at lower investment minimums compared to traditional closed-ended funds and capital can be deployed immediately rather than episodically. These features are contributing to eligible individual investors' increased allocation to private real estate across their multi-asset class portfolios.



EXHIBIT 7: A Selection of Key Real Estate Investment Strategies




Opportunistic

Higher equity appreciation through "hands on" management requiring substantial active asset transformation, with a shorter hold period



Core / Core+

Stabilized income with value creation through modest asset transformation



Debt

Real estate debt investing involves issuing loans and debt securities backed by high-quality real estate

¹⁷Please note that the Fund Manager may have the discretion to amend / suspend unit repurchases if such action is deemed in the best interest of shareholders.

Considerations before Allocating

Ultimately, private market investing means entrusting capital to a manager who takes active ownership of less liquid assets and creates value over time in an arena that is far more expansive than the public markets. With private real estate, a broad set of return drivers, evolving access to the market and a diverse opportunity set all underscore the importance of purposeful asset selection and partnering with the right private markets manager. Key differentiating attributes include scale, staying power and a long track record.

Education is also critical to understanding both the asset class and the secular tailwinds that drive returns. The right long-term partner must commit to broadening investors' understanding of private real estate and what it can bring to their overall investment strategy.



Our Insights page consists of timely articles, educational publications and market views.

www.blackstone.com/insights/

The information herein is provided for educational purposes only and should not be construed as financial or investment advice, nor should any information in this document be relied on when making an investment decision. Opinions expressed reflect the current opinions of Blackstone as of the date hereof and are based on Blackstone's opinions of the current market environment, which is subject to change. Past events and trends do not imply, predict or guarantee, and are not necessarily indicative of, future events or results.



Index Definitions

MSCI ACWI Index

The index measures the performance of the large and mid cap segments of all country markets.

S&P 500 Index

The index measures the performance of 500 widely held stocks in the US equity market. Standard and Poor's chooses member companies for the index based on market size, liquidity and industry group representation. Included are the stocks of industrial, financial, utility, and transportation companies. Since mid-1989, this composition has been more flexible and the number of issues in each sector has varied. It is market capitalization-weighted.

Bloomberg US Aggregate Bond Index

The Bloomberg US Aggregate Bond Index is an index of US dollar-denominated, investment-grade US corporate government and mortgage-backed securities.

Bloomberg Global Aggregate Bond Index

The index measures the performance of global investment grade fixed-rate debt markets, including the US Aggregate, the Pan-European Aggregate, the Asian-Pacific Aggregate, Global Treasury, Euro-dollar, Euro-Yen, Canadian, and Investment Grade 144A index-eligible securities.

NFI-ODCE Index

The National Council of Real Estate Investment Fiduciaries Fund Index - Open End Diversified Core Equity, is the first of the NCREIF Fund Database products and is an index of investment returns reporting on both a historical and current basis the results of 38 open-end commingled funds pursuing a core investment strategy, some of which have performance histories dating back to the 1970s. The NFI-ODCE Index is capitalization-weighted and is reported gross of fees. Measurement is time-weighted. NCREIF will calculate the overall aggregated Index return.

Green Street Commercial Property Price Index

The index is a time series of unleveraged US commercial property values that captures the prices at which commercial real estate transactions are currently being negotiated and contracted. Features that differentiate this index are its timeliness, its emphasis on high-quality properties, and its ability to capture changes in the aggregate value of the commercial property sector.

Consumer Price Index for All Urban Consumers (All Items in US City Average)

The Consumer Price Index for All Urban Consumers: All Items (CPIAUCSL) is a price index of a basket of goods and services paid by urban consumers. Percent changes in the price index measure the inflation rate between any two time periods. The most common inflation metric is the percent change from one year ago. It can also represent the buying habits of urban consumers. This particular index includes roughly 88 percent of the total population, accounting for wage earners, clerical workers, technical workers, self-employed, short-term workers, unemployed, retirees, and those not in the labor force.

MSCI World Real Estate Index

The index measures the performance of the large and mid cap real estate (industry group) segments of world equity securities. It is constructed using GICS-Global Industry Classification Standard.

MSCI US REIT Index

The MSCI US REIT Index is a free float-adjusted market capitalization index that is comprised of equity REITs. The index is based on MSCI USA Investable Market Index (IMI), its parent index, which captures large, mid and small caps securities. It represents about 99% of the US REIT universe. The index is calculated with dividends reinvested on a daily basis.

Glossary

The following are explanations of terms you may come across in this presentation. These definitions are not exhaustive and are intended as a guide only.

60/40 Portfolio	The 60/40 portfolio invests 60% in stocks and 40% in bonds
Appreciation-orientated	Investments mainly focused on capital appreciation
Core / Core+	A Core strategy consists of the acquisition of primarily stabilized income-generating commercial real estate with a long investment horizon and moderate leverage. A Core+ strategy is substantially stabilized commercial real estate with a long investment horizon, moderate leverage and potential income generation and capital appreciation through focused asset management
Debt Securities	A type of security where money is lent to a company with the expectation of principal being returned after a stated period, plus interest
Discretionary Allocator	A portfolio manager or investment counselor who makes buy and sell decisions on behalf of clients
Dividends	A dividend is the distribution of a company's earnings to its shareholders and is determined by the company's board of directors. Dividends are often distributed quarterly and may be paid out as cash or in the form of reinvestment in additional stock
Endowment	A managed fund dedicated to supporting an organization, typically non-profit in nature and often a college or university
Equities	Shares of ownership in a company which are listed on an exchange
Global Investment Grade Bonds	Bonds that are believed to have a lower risk of default and receive higher ratings by the credit rating agencies, namely bonds rated Baa (by Moody's) or BBB (by S&P and Fitch) or above. These bonds tend to be issued at lower yields than less creditworthy bonds
Income-Focused	Investments mainly focused on income generation
Inflation Hedge	Investment or financial instrument used to mitigate a decrease in the purchasing power of money (inflation)
Liquid Assets	Assets that can be easily converted into cash in a short amount of time
Liquidity	Ability for fund investors to subscribe and redeem units in a fund. The more liquid a fund, means the greater ease to subscribe and redeem units
Loans	TA loan is money, property, or other material goods given to another party in exchange for future repayment of the loan value amount with interest
Mutlifamily	A sub-sector of commercial real estate where multiple separate rental residential units are contained in one or several buildings such as an apartment complex
Net Operating Income	Revenue that a property generates minus operating expenses

Glossary continued

The following are explanations of terms you may come across in this presentation. These definitions are not exhaustive and are intended as a guide only.

Opportunistic

Investments arising from market dislocations

Private Market

Private markets are investments made in assets not traded on a public exchange or stock market

Public Market

Public markets are investments made in assets traded on a public exchange or stock market

REITs / Public REITs

Listed company that owns, operates or finances income generating real estate

Retail

A sub-sector of commercial real estate that refers to stores in which businesses sell goods to the public

Semiliquid Funds

Structure that allows individuals to invest or redeem shares at specific intervals of time (e.g., monthly/quarterly). Redemptions may not be guaranteed

Standard Deviation

Measures how dispersed the data is in relation to the mean. Low standard deviation indicates data is clustered around the mean and high standard deviation indicates data is further spread out from the mean

Important Disclosure Information

This document (together with any attachments, appendices, and related materials, the "Materials") is provided on a confidential basis for informational due diligence purposes only and is not, and may not be relied on in any manner as legal, tax, investment, accounting or other advice or as an offer to sell, or a solicitation of an offer to buy, any security or instrument in or to participate in any trading strategy with any Blackstone fund, account or other investment vehicle (each a "Fund"), nor shall it or the fact of its distribution form the basis of, or be relied on in connection with, any contract or investment decision. If such offer is made, it will only be made by means of an offering memorandum (collectively with additional offering documents, the "Offering Documents"), which would contain material information (including certain risks of investing in such Fund) not contained in the Materials and which would supersede and qualify in its entirety the information set forth in the Materials. Any decision to invest in a Fund should be made after reviewing the Offering Documents of such Fund, conducting such investigations as the investor deems necessary and consulting the investor's own legal, accounting and tax advisers to make an independent determination of the suitability and consequences of an investment in such Fund. In the event that the descriptions or terms described herein are inconsistent with or contrary to the descriptions in or terms of the Offering Documents, the Offering Documents shall control. None of Blackstone, its funds, nor any of their affiliates makes any representation or warranty, express or implied, as to the accuracy or completeness of the information contained herein and nothing contained herein should be relied upon as a promise or representation as to past or future performance of a Fund or any other entity, transaction, or investment. No securities commission or similar regulatory authority in Canada has reviewed or in any way passed upon the merits of the investments described herein and any representation to the contrary is an offense. All information is as of March 31, 2024 (the "Reporting Date"), unless otherwise indicated and may change materially in the future. Capitalized terms used herein but not otherwise defined have the meanings set forth in the Offering Documents.

The Materials contain highly confidential information regarding Blackstone and a Fund's investments, strategy and organization. Your acceptance of the Materials constitutes your agreement that the Materials are designated as "trade secret" and "highly confidential" by Blackstone and are neither publicly available nor do they constitute a public record and that you shall (i) keep confidential all the information contained in the Materials, as well as any information derived by you from the information contained in the Materials (collectively, "Confidential Information") and not disclose any such Confidential Information to any other person (including in response to any Freedom of Information Act, public records statute, or similar request), (ii) not use any of the Confidential Information for any purpose other than to evaluate or monitor investments in a Fund, (iii) not use the Confidential Information for purposes of trading securities, including, without limitation, securities of Blackstone or its portfolio companies and (iv) promptly return any or all of the Materials and copies hereof to Blackstone upon Blackstone's request, in each case subject to the confidentiality provisions

more fully set forth in a Fund's Offering Documents and any other written agreement(s) between the recipient and Blackstone, a current or potential portfolio company, or a third-party service provider engaged by Blackstone in connection with evaluation of a potential investment opportunity.

In considering any investment performance information contained in the Materials, **prospective investors should bear in mind that past performance does not predict future returns** and there can be no assurance that a Fund will achieve comparable results, implement its investment strategy, achieve its objectives or avoid substantial losses or that any expected returns will be met.

Blackstone Proprietary Data. Certain information and data provided herein is based on Blackstone proprietary knowledge and data. Portfolio companies may provide proprietary market data to Blackstone, including about local market supply and demand conditions, current market rents and operating expenses, capital expenditures, and valuations for multiple assets. Such proprietary market data is used by Blackstone to evaluate market trends as well as to underwrite potential and existing investments. While Blackstone currently believes that such information is reliable for purposes used herein, it is subject to change, and reflects Blackstone's opinion as to whether the amount, nature and quality of the data is sufficient for the applicable conclusion, and no representations are made as to the accuracy or completeness thereof.

Case Studies. The selected investment examples, case studies and/or transaction summaries presented or referred to herein may not be representative of all transactions of a given type or of investments generally and are intended to be illustrative of the types of investments that have been made or may be made by a Fund in employing such Fund's investment strategies. It should not be assumed that a Fund will make equally successful or comparable investments in the future. Moreover, the actual investments to be made by a Fund or any other future fund will be made under different market conditions from those investments presented or referenced in the Materials and may differ substantially from the investments presented herein as a result of various factors. Prospective investors should also note that the selected investment examples, case studies and/or transaction summaries presented or referred to herein have involved Blackstone professionals who will be involved with the management and operations of a Fund as well as other Blackstone personnel who will not be involved in the management and operations of such Fund. Certain investment examples described herein may be owned by investment vehicles managed by Blackstone and by certain other third-party equity partners, and in connection therewith Blackstone may own less than a majority of the equity securities of such investment. Further investment details are available upon request.

Diversification; Potential Lack Thereof. Diversification is not a guarantee of either a return or protection against loss in declining markets. The number of investments which a Fund makes may be limited, which would cause the Fund's investments to be more susceptible to fluctuations in value resulting from adverse economic or business conditions with respect thereto. There is no assurance that any of the Fund's

investments will perform well or even return capital; if certain investments perform unfavorably, for the Fund to achieve above-average returns, one or a few of its investments must perform very well. There is no assurance that this will be the case. In addition, certain geographic regions and/or industries in which the Fund is heavily invested may be more adversely affected from economic pressures when compared to other geographic regions and/or industries.

ERISA Fiduciary Disclosure. The foregoing information has not been provided in a fiduciary capacity under ERISA, and it is not intended to be, and should not be considered as, impartial investment advice.

Forward-Looking Statements. Certain information contained in the Materials constitutes "forward-looking statements," which can be identified by the use of forward-looking terminology such as "may," "will," "expect," "intend," "anticipate," "estimate," "believe," "continue" or other similar words, or the negatives thereof. These may include financial predictions estimates and their underlying assumptions, statements about plans, objectives and expectations with respect to future operations, and statements regarding future performance. Such forward-looking statements are inherently uncertain and there are or maybe important factors that could cause actual outcomes or results to differ materially from those indicated in such statements. Blackstone believes these factors include but are not limited to those described under the section entitled "Risk Factors" in its Annual Report on Form 10K for the most recent fiscal year ended December 31 of that year, and any such updated factors included in its periodic filings with the Securities and Exchange Commission, which are accessible on the SEC's website at www.sec.gov. These factors should not be construed as exhaustive and should be read in conjunction with the other cautionary statements that are included in the Materials and in the filings. Blackstone undertakes no obligation to publicly update or review any forward-looking statement, whether as a result of new information, future developments or otherwise.

Highly Competitive Market for Investment Opportunities. The activity of identifying, completing and realizing attractive investments is highly competitive, and involves a high degree of uncertainty. There can be no assurance that a Fund will be able to locate, consummate and exit investments that satisfy its objectives or realize upon their values or that a Fund will be able to fully invest its committed capital. There is no guarantee that investment opportunities will be allocated to a Fund and/or that the activities of Blackstone's other funds will not adversely affect the interests of such Fund.

Illiquidity and Variable Valuation. There is no organized secondary market for investors' interests in any Fund nor is there an organized market for which to sell a Fund's underlying investments, and none is expected to develop. Withdrawal and transfer of interests in a Fund are subject to various restrictions, and similar restrictions will apply in respect of the Fund's underlying investments. Further, the valuation of a Fund's investments will be difficult, may be based on imperfect information and is subject to inherent uncertainties, and the resulting values may differ from values that would have been determined had a ready market existed for such investments,

from values placed on such investments by other investors and from prices at which such investments may ultimately be sold.

Images. The Materials contain select images of certain investments that are provided for illustrative purposes only and may not be representative of an entire asset or portfolio or of a fund's entire portfolio. Such images may be digital renderings of investments rather than actual photos.

Index Comparison. The volatility and risk profile of the indices presented in this document is likely to be materially different from that of the Fund. In addition, the indices employ different investment guidelines and criteria than the Fund and do not employ leverage; as a result, the holdings in the Fund and the liquidity of such holdings may differ significantly from the securities that comprise the indices. The indices are not subject to fees or expenses and it may not be possible to invest in the indices. A summary of the investment guidelines for the indices presented are available upon request. In the case of equity indices, performance of the indices reflects the reinvestment of dividends.

Logos. The logos presented herein were not selected based on performance of the applicable company or sponsor to which they pertain. In Blackstone's opinion, the logos selected were generally the most applicable examples of the given thesis, theme or trend discussed on the relevant slide(s). All rights to the trademarks and/or logos presented herein belong to their respective owners and Blackstone's use hereof does not imply an affiliation with, or endorsement by, the owners of these logos.

No Assurance of Investment Return. Prospective investors should be aware that an investment in a Fund is speculative and involves a high degree of risk. There can be no assurance that a Fund will achieve comparable results, implement its investment strategy, achieve its objectives or avoid substantial losses or that any expected returns will be met. A Fund's performance may be volatile. An investment should only be considered by sophisticated investors who can afford to lose all or a substantial amount of their investment. A Fund's fees and expenses may offset or exceed its profits.

Opinions. Opinions expressed reflect the current opinions of Blackstone as of the date appearing in the Materials only and are based on Blackstone's opinions of the current market environment, which is subject to change. Certain information contained in the Materials discusses general market activity, industry or sector trends, or other broad-based economic, market or political conditions and should not be construed as research or investment advice.

Recent Market Events Risk. Local, regional, or global events such as war (e.g., Russia/Ukraine), acts of terrorism, public health issues like pandemics or epidemics (e.g., COVID-19), recessions, or other economic, political and global macro factors and events could lead to a substantial economic downturn or recession in the US and global economies and have a significant impact on the Fund and its investments. The recovery from such downturns is uncertain and may last for an extended period of time or result in significant volatility, and many of the risks discussed herein associated with an investment in the Fund may be increased.

Target Allocations. There can be no assurance that a Fund will achieve its objectives or avoid substantial losses. Allocation strategies and targets depend on a variety of factors, including prevailing market conditions and investment availability. There is no guarantee that such strategies and targets will be achieved and any particular investment may not meet the target criteria.

Third-Party Information. Certain information contained in the Materials has been obtained from sources outside Blackstone, which in certain cases have not been updated through the date hereof. While such information is believed to be reliable for purposes used herein, no representations are made as to the accuracy or completeness thereof and none of Blackstone, its funds, nor any of their affiliates takes any responsibility for, and has not independently verified, any such information.

Trends. There can be no assurances that any of the trends described herein will continue or will not reverse. Past events and trends do not imply, predict or guarantee, and are not necessarily indicative of, future events or results.

NOTICE TO INVESTORS IN THE UK AND THE EEA

In the UK, Belgium, Denmark, Finland, the Republic of Ireland, Italy, Lichtenstein, Norway, the Netherlands and Sweden, this communication issued by Blackstone Europe LLP ("BELL") of 40 Berkeley Square, London, W1J 5AL (registration number OC352581), which is authorised and regulated by the Financial Conduct Authority (the "FCA") (firm reference number 520839) in the United Kingdom and which maintains appropriate licenses in other relevant jurisdictions.

In the EEA, other than in Belgium, Denmark, Finland, the Republic of Ireland, Italy, Lichtenstein, Norway, the Netherlands and Sweden, this communication is made by Blackstone Europe Fund Management S.à r.l. ("BEFM") of 2-4 Rue Eugène Ruppert, L-2453, Luxembourg (registration number B212124), which is authorized by the Luxembourg Commission de Surveillance du Secteur Financier (reference number A00001974).

This communication is intended only for the person to whom it has been sent, is strictly confidential and must not be distributed onward. This communication does not constitute a solicitation to buy any security or instrument, or a solicitation of interest in any Blackstone fund, account or strategy. The content of this communication should not be construed as legal, tax or investment advice.

ISRAEL

No action has been or will be taken in Israel that would permit a public offering of a fund, or distribution of this document to the public in Israel. This document has not been approved by the Israel Securities Authority. This document is being distributed only to and is directed only at persons who are Qualified Investors within the meaning of The Securities Law, 5728-1968 (Israel). Persons who are not Qualified Investors

must not act on or rely on this document or any of its contents. Any investment or investment activity to which this document relates is available only to Qualified Investors and will be engaged in only with Qualified Investors. Qualified Investors in receipt of this document must not distribute, publish, reproduce, or disclose this document (in whole or in part) to any person who is not a Qualified Investor. Neither the general partner, nor the investment advisor, is registered or intends to register as an investment adviser or an investment portfolio manager under the Israeli regulation of investment advice and investment portfolio management law, 5755-1995 (the "investment law"). Furthermore, these interests are not being offered by a licensed marketer of securities pursuant to the investment law.

SWITZERLAND

In Switzerland, this material is for the exclusive use of qualified investors as defined in article 10(3) Swiss Collective Investment Schemes Act ("CISA").

MIDDLE EAST (UAE, DIFC, ADGM, Jordan, Saudi Arabia, Lebanon, Kuwait, Qatar, Bahrain and Oman)

The information contained in this document does not constitute and should not be construed as an offer of, an invitation or proposal to make an offer for, recommendation to apply for, or an opinion or guidance on a financial product, service and/or strategy. Whilst great care has been taken to ensure that the information contained in this document is accurate, no responsibility can be accepted for any errors, mistakes or omissions or for any action taken in reliance thereon. The information in this document does not constitute investment advice and should not be relied upon as the basis for any investment decision. You may only reproduce, circulate and use this document (or any part of it) with the consent of Blackstone. The information contained in this document is for information purposes only. It is not intended for and should not be distributed to, or relied upon by, members of the public. No marketing or solicitation or inducement activities are being used to offer or market any specific products based on the information contained herein. The information contained in this document is general and may contain statements that are not purely historical in nature but are "forward-looking statements". These include, amongst other things, projections, forecasts or estimates of income. These forward-looking statements are based upon certain assumptions, some of which are described in other relevant documents or materials. All information contained herein is subject to change without notice. If you do not understand the contents of this document, you should consult an authorised financial adviser.

Approved for eligible below professional investors in EEA and UK; professional, sophisticated and/or qualified investors in ADGM, Bahrain, DIFC, Jordan, Kuwait, Lebanon, Oman, Qatar, Saudi Arabia and UAE; qualified investors in Israel and Switzerland and professional/qualified investors in APAC.

